

HELENA
Area Chamber of Commerce

**HELENA BUSINESS
CLIMATE
5-YEAR TREND REPORT
From 2014 through Dec.
2018**

*Cathy Burwell, President/CEO
(updated January, 2019)*



HELENA
Area Chamber of Commerce

Helena and Surrounding Area Trends



HELENA
Area Chamber of Commerce

Policom Ranking for Economic Strength.....

Of 550 cities across the nation under (50,000
People)

2012 - 2013: Helena ranked 2nd!!!!

2014: Helena ranked 3rd!!!

2015: Helena ranked 14th (ND oil towns....!)

2016: Helena ranks 8th (back in top 10)


2017 - 38th

2018 - 54th

2019 - 49th

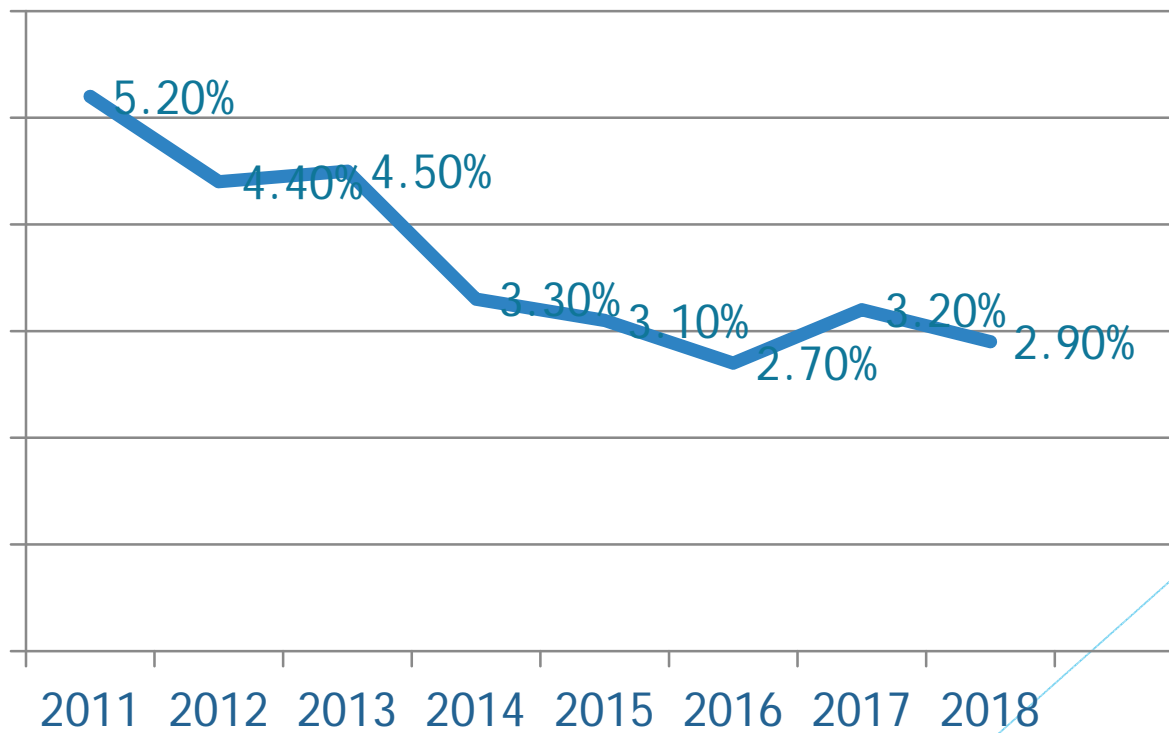
Helena has been in the top rankings since 2010

“Economic strength is the long term tendency for an area to consistently grow in both size and quality.”



HELENA
Area Chamber of Commerce

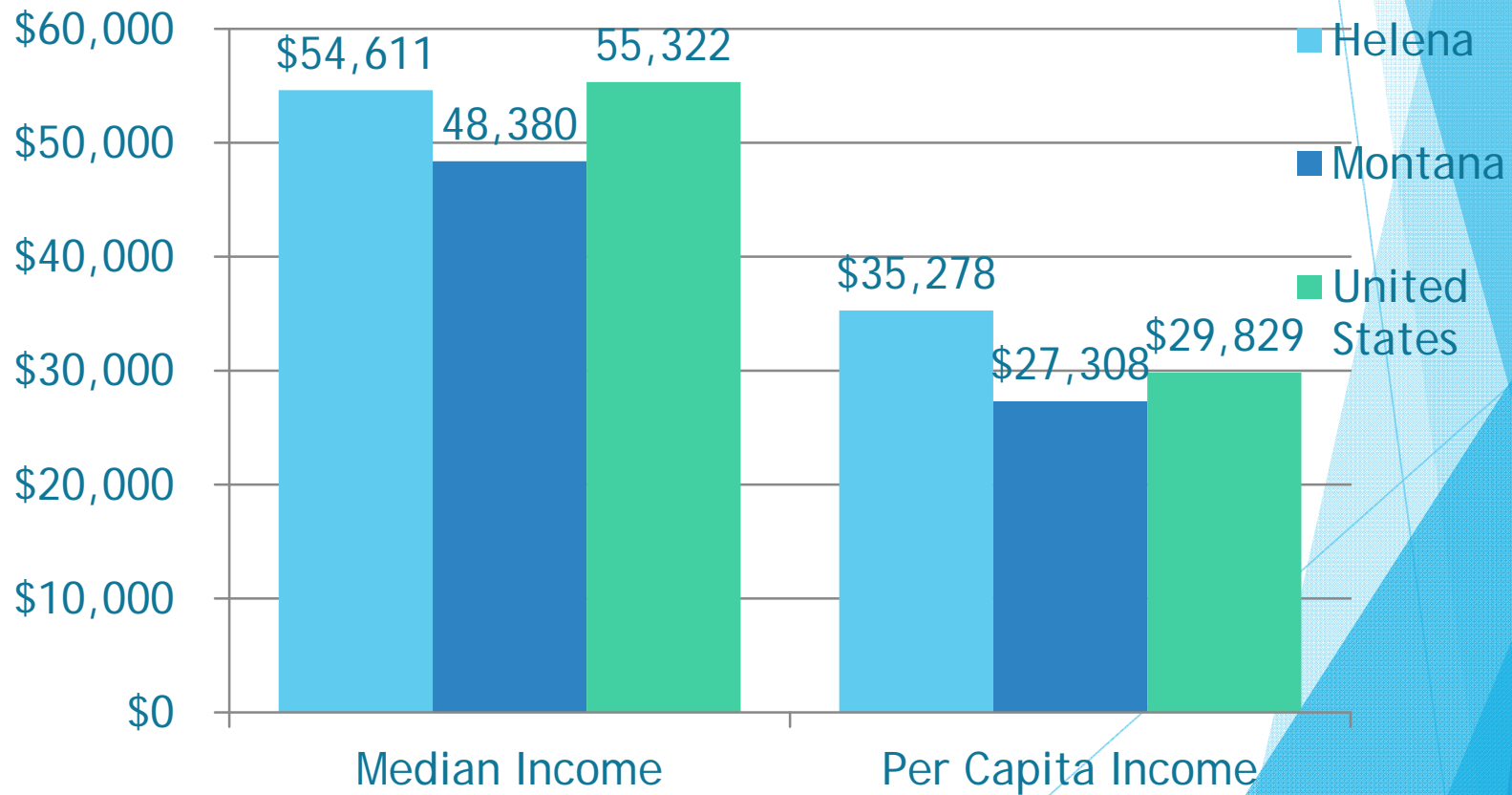
Employment in Helena Area...





HELENA
Area Chamber of Commerce

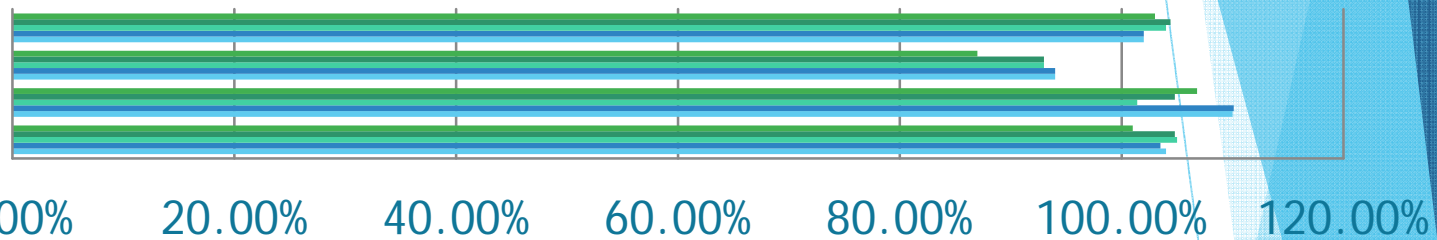
Income Comparisons





HELENA
Area Chamber of Commerce

COST OF LIVING INDEX



	Overall Index	Food	Utilities	Other
■ 2018	101.00%	106.80%	87.00%	103.00%
■ 2017	104.80%	104.80%	93.00%	104.40%
■ 2016	105.00%	101.40%	93.00%	104.00%
■ 2015	103.50%	110.10%	94.00%	102.00%
■ 2014	104.00%	110.00%	94.00%	102.00%

*Based on *US* cost of living average of 100. Above 100 is more expensive and below 100 is less expensive than *US* average.

*info from www.BestPlaces.net BOZEMAN 127.3%,



HELENA
Area Chamber of Commerce

BUSINESS FACTS...

- ▶ 78% of all businesses in the Helena Area have 10 or less employees
- ▶ There are approx. 3800 businesses in the entire Helena Valley
- ▶ 3000+ Jefferson Co. & 600+ Broadwater Co. workers travel to Helena to work each day.




#1 Best Place to Live in Montana

Creditdonkey.com

Named **Helena #1**

of the 10 Best Cities to Live in Montana 2017



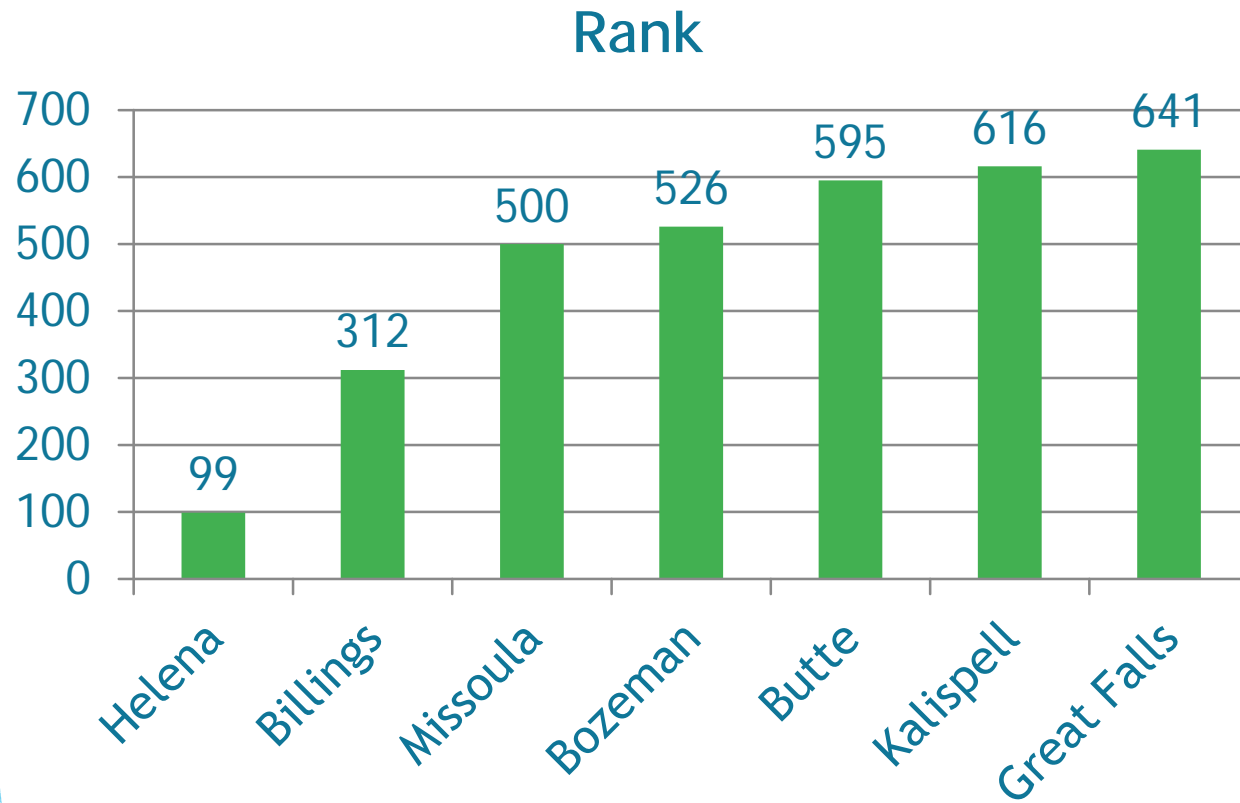
1. Helena

- ▶ Odds of Being a Victim of a Violent Crime: 1 in 226.7
- ▶ Commute Time: 13.5 Minutes
- ▶ Restaurants: 1 per 237 inhabitants



HELENA
Area Chamber of Commerce

Where the
Millionaires live...



*Based on 961
Metro City Areas
in the U.S.



HELENA
Area Chamber of Commerce

Helena: Top 100 Best Places to Live 2016

▶ Livability.com: Ranked over 2,000 small to

▶ mid-sized *US Cities*.

▶ Missoula #32 59

▶ Bozeman #34

▶ Billings, MT #39

▶ Helena #61



HELENA
Area Chamber of Commerce

SmartAsset.com Top MT. Cities to Retire

- ▶ Helena is #7 on the list
 - ▶ 3.5 Doctors' Offices per 1000 people
 - ▶ 2.2 Recreation Centers per 1000 people
 - ▶ 18.3% Seniors of population
 - ▶ Best Place to Retire Index - 35.52



HELENA
Area Chamber of Commerce

Residential Permits

▶ RESIDENTIAL - City of Helena

- ▶ 2013 - 215 permits = \$26.5 million
- ▶ 2014 - 205 permits = \$41.8 million
- ▶ 2015 - 301 permits = \$33.3 million
- ▶ 2016 - 217 permits = \$94.8 million
- ▶ 2017 - 232 permits = \$28.9 million
- ▶ 2018 - 364 permits = \$43.65 million

PLUS 200+ permits for septic in the valley
outside city limits



HELENA
Area Chamber of Commerce

CITY: HOME PERMIT INFO

- ▶ Of 364 Residential permits = 52 total new residences Single Family Dwellings (within city limits)

Home Cost Analysis:

- ▶ 5 - under \$200,000.
- ▶ 27 - \$200,000 - \$300,000.
- ▶ 14 - \$300,001 - \$500,000.
- ▶ 6 - \$500,001 - \$1 million



HELENA
Area Chamber of Commerce

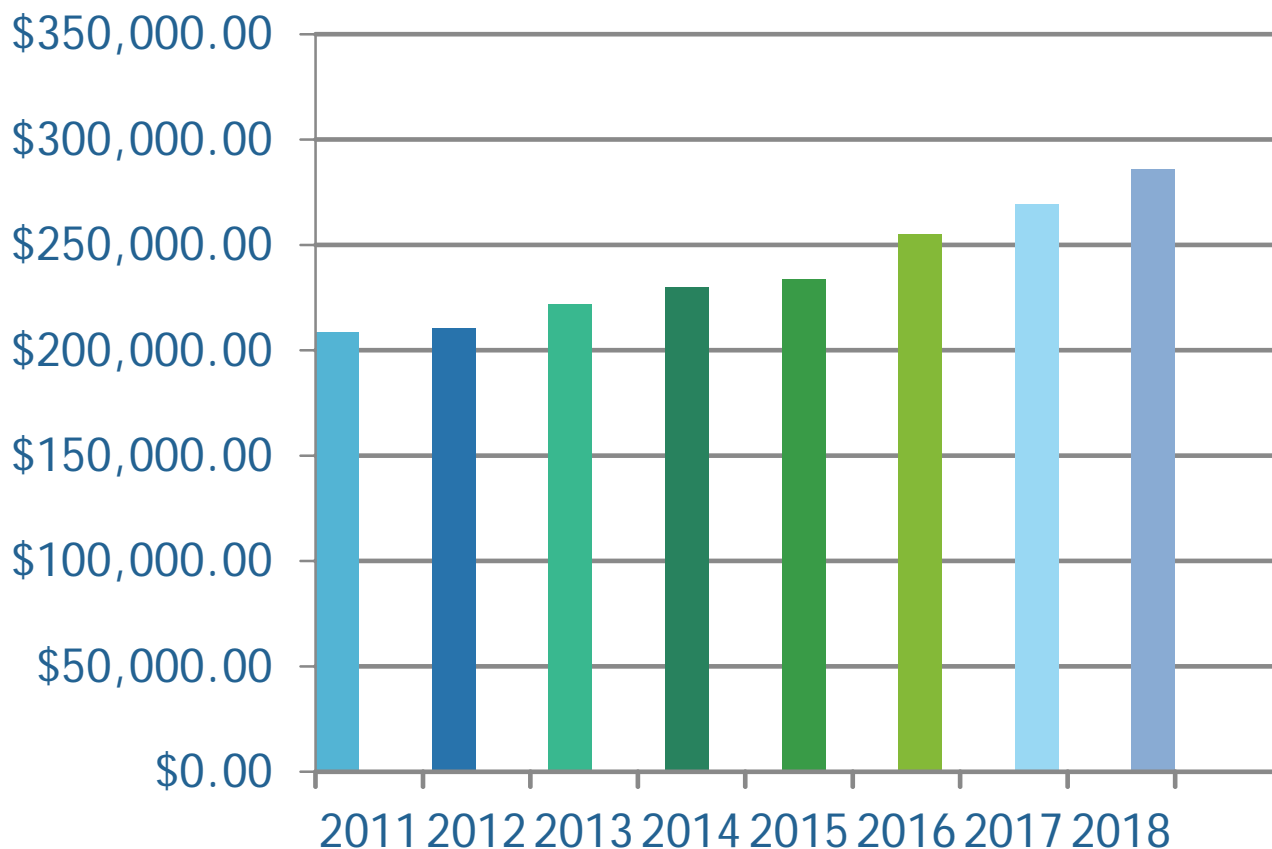
MORE
Residential

- Of 364 Residential permits =
33 total new multi-family
Dwellings (within city limits)
(duplexes, tri-plexes, four-plex, etc.)



HELENA
Area Chamber of Commerce

Average Home Sale Prices



2011: \$208,486
2012: \$201,351
2013: \$221,894
2014: \$229,894
2015: \$233,868
2016: \$256,331
2017: \$269,385
2018: \$285,743

***966 Units Sold in 2018 -
Ave D.O.M. - 98 days Median \$269,900.**



HELENA
Area Chamber of Commerce

Housing Starts

Lewis and Clark County: Housing Starts:

2013 - 257
2014 - 203
2015 - 182
2016 - 212
2017 - 180
2018 - 183

FROM : Mt. Building Industry Association



HELENA
Area Chamber of Commerce

Commercial Building permits in the City


- ▶ 2014 - 229 permits - 49.3 million
- ▶ 2015 - 261 permits - 68.9 mill
- ▶ 2016 - 217 permits - 67.2 mill
- ▶ 2017 - 196 permits - 47.1 mill
- ▶ 2018 - 169 permits - 99.4 mill



HELENA
Area Chamber of Commerce

Larger projects
permitted in 2017 -
completed in 2018

- ▶ Sofi remodel - 1.5 mill
- ▶ Bill Roberts Golf Course
(Munie's/clubhouse)- 1.5
mill
- ▶ US Customs - 1.4 mill
- ▶ Home 2 Suites Hotel



HELENA
Area Chamber of Commerce

Larger Projects permitted in 2018:

- Winco - 8.5 million
- Airport Terminal Expansion - 8.3 mill
- Mtn. View Co-op - 2.9 mill
- Town Pump Car Wash - 1.9 mill
- Mt. Lil's (Prospect) - 1.7 mill
- Lucky Lil's (Prospect) - 1.4 mill
- GSA (National) - 1.5 mill
- Sears - 1.4 mill



HELENA
Area Chamber of Commerce

More larger projects 2018

1. Schools, Schools, Schools –
Bryant, Central, Jim Darcy plus
the new Elementary in E. Helena
(and a H.S. to follow)
2. Highwood Creek Outfitters
Shooting Range - 1.1 mill
3. Burger King (Euclid) - 1.3 mill
4. Target Remodel - 1.1 mill
5. Diamond Const./Bjerke
Architects - 1.3 mill



HELENA
Area Chamber of Commerce

Large Projects Coming

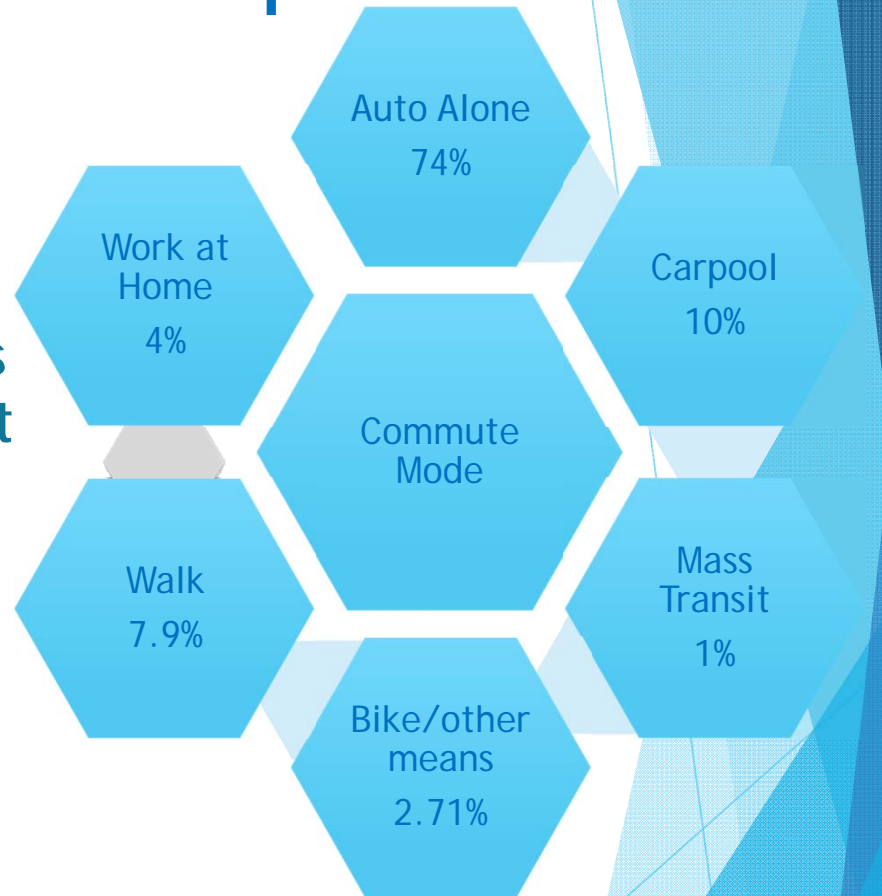
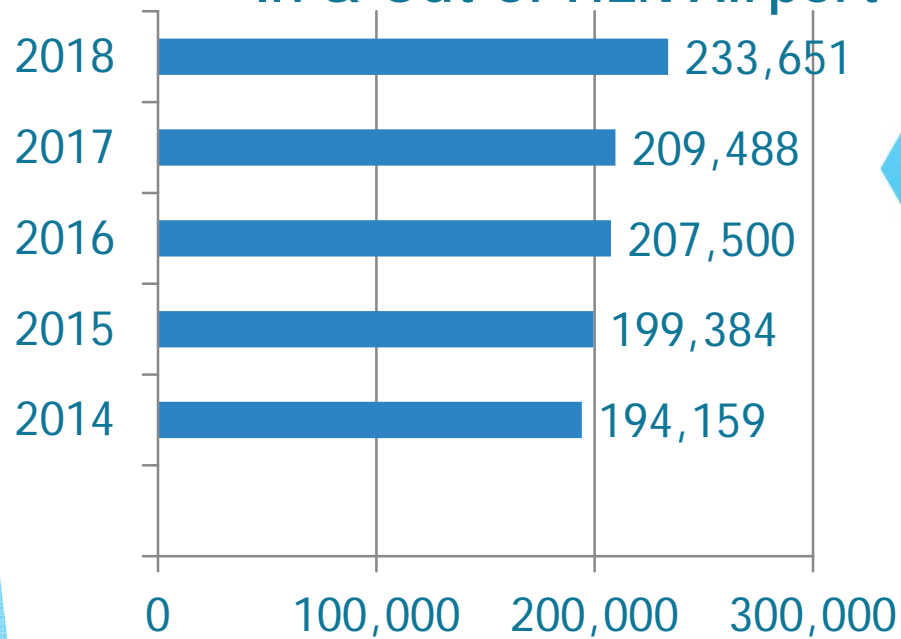
- Airport - terminal building expansion and more
- Tear-down/rebuild at mall site
- K-Mart property development
- Further development at Trinity Center



HELENA
Area Chamber of Commerce

Transportation

Total Flight Passengers
In & Out of HLN Airport





HELENA
Area Chamber of Commerce

Helena Regional Airport Update

- Passenger Traffic
- Up 11% from 2017 (over 233651 on/off) Gained 30,638 seats
- Flights are Full - over 90%
- Increased Services - Delta bigger planes (50 seat to 76 seat)
- Added United 2nd flight to Denver in July (Peak 76 seater)






HELENA
Area Chamber of Commerce

Helena Regional Airport Update

- ▶ Future Projects
- ▶ 7 Year Capital Improvement Program
- ▶ 63 Million Dollar in Projects
 - ▶ Terminal Expansion -
 - ▶ Main Runway Re-Construction
 - ▶ Replacement of Pavement on Airfield Infrastructure
 - ▶ Fire Training Center (3 Mill)
 - ▶ De-Icing facility



HELENA

Area Chamber of Commerce

TOURISM -

Helena Hotels - 2018

TOURISM – Helena Hotels – 2018

- **Occupancy was 58.9% - down 4.6% (non-leg. Year)**
- **Average Daily Rate was \$97.45 up \$1.81 or 1.9%**
- **Revenue per available room – \$57.44 – down \$1.68 or 2.8% (Rev PAR)**
- **Total Revenue up to \$33,771,618 – up \$282,581 or .8%**

(added 95 rooms with Home 2 Suites in March)

Smith Travel Research Report



HELENA
Area Chamber of Commerce

CHAMBER REQUESTS

Relocation Packets

- ❖ 2000+ last year

Tourist Packets

- ❖ Distribute over 25,000 per year
- ❖ plus 10,000 maps!



HELENA
Area Chamber of Commerce

CREDITS.....

- ▶ City of Helena * L & C County
- ▶ Helena Airport Authority
- ▶ City-Data.com * US Census 2000
- ▶ www.policom.com * Smith Travel and Research
- ▶ Ourfactsyourfuture.org * Bestplaces.net
- ▶ Montana Building Industry Assoc.
- ▶ Helena Association of Realtors
- ▶ Helena Area Chamber of Commerce
& Convention & Visitor Bureau

THANKS to my staff for their help with this presentation!



HELENA
Area Chamber of Commerce

The Helena Area Chamber of Commerce

YOUR BUSINESS ADVOCATE