



# Local Outlook: Cascade County

**By Paul E. Polzin**


**Director Emeritus**

**Bureau of Business and Economic Research**

**University of Montana**

# Inflation Adjusted Wages and Salaries, 2011 Q1 to 2015 Q2

Index, 2011 Q4=1.00





# Inflation Adjusted Wages and Salaries, 2011 Q1 to 2015 Q2

Index, 2011 Q4=1.00






# Inflation Adjusted Wages and Salaries, 2011 Q1 to 2015 Q2





# Inflation Adjusted Wages and Salaries, 2011 Q4 to 2015 Q2

Index, 2011 Q4=1.00



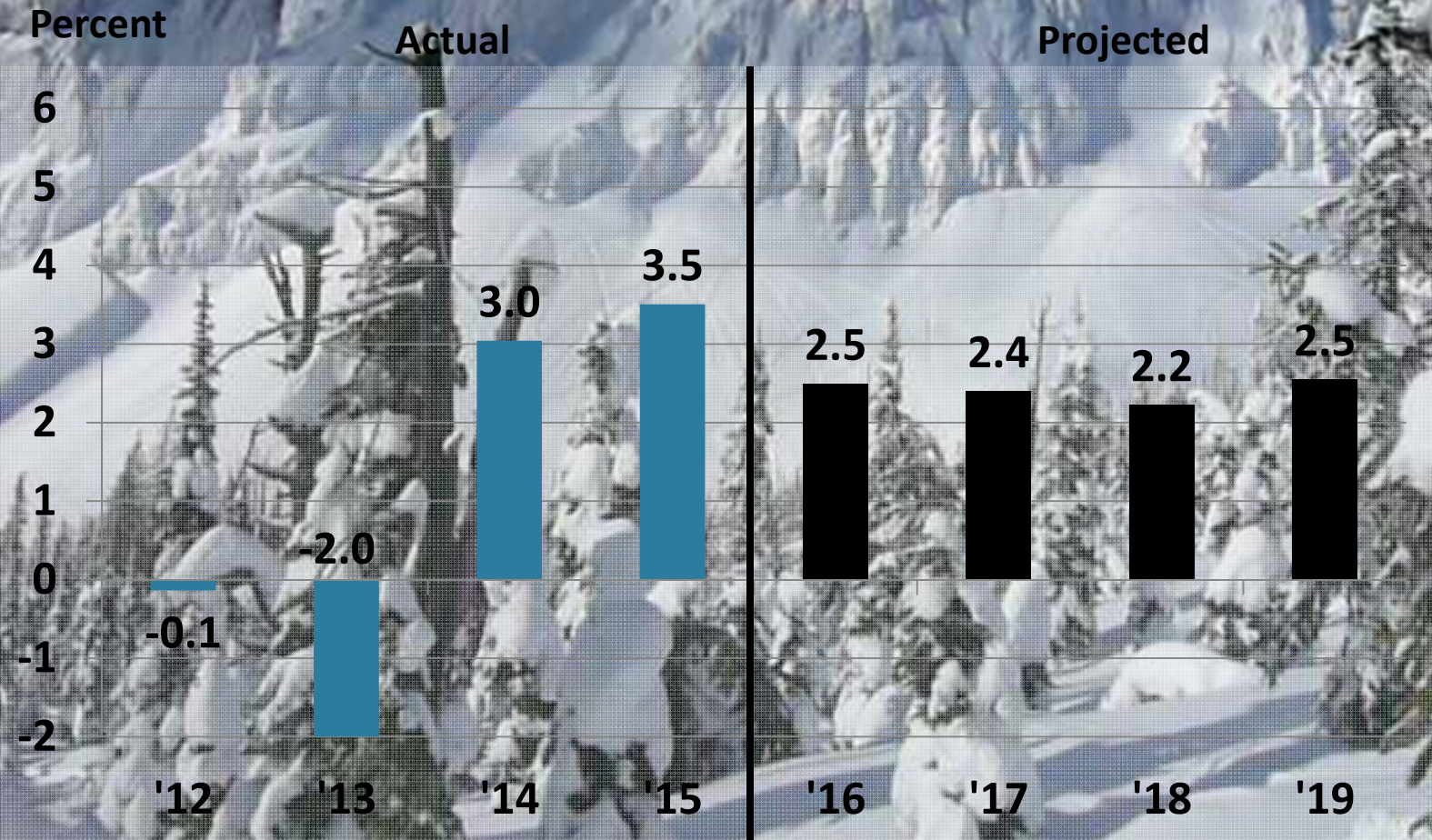


# Cascade County's Economic Base 2014-2016

Other Basic	6%	
Ag. And Related	3%	Mixed
Trade Center – Wholesale, Retail, Finance	3%	Rural Trends
Manufacturing	9%	New Plants Open
State Gov't and Higher Ed.	8%	Stable
Transportation	10%	Trucking, Growth
Trade Center – Health Care	9%	Stable
Federal Civilian	11%	Stable at Best
Malmstrom AFB	41%	???
Construction		Stable

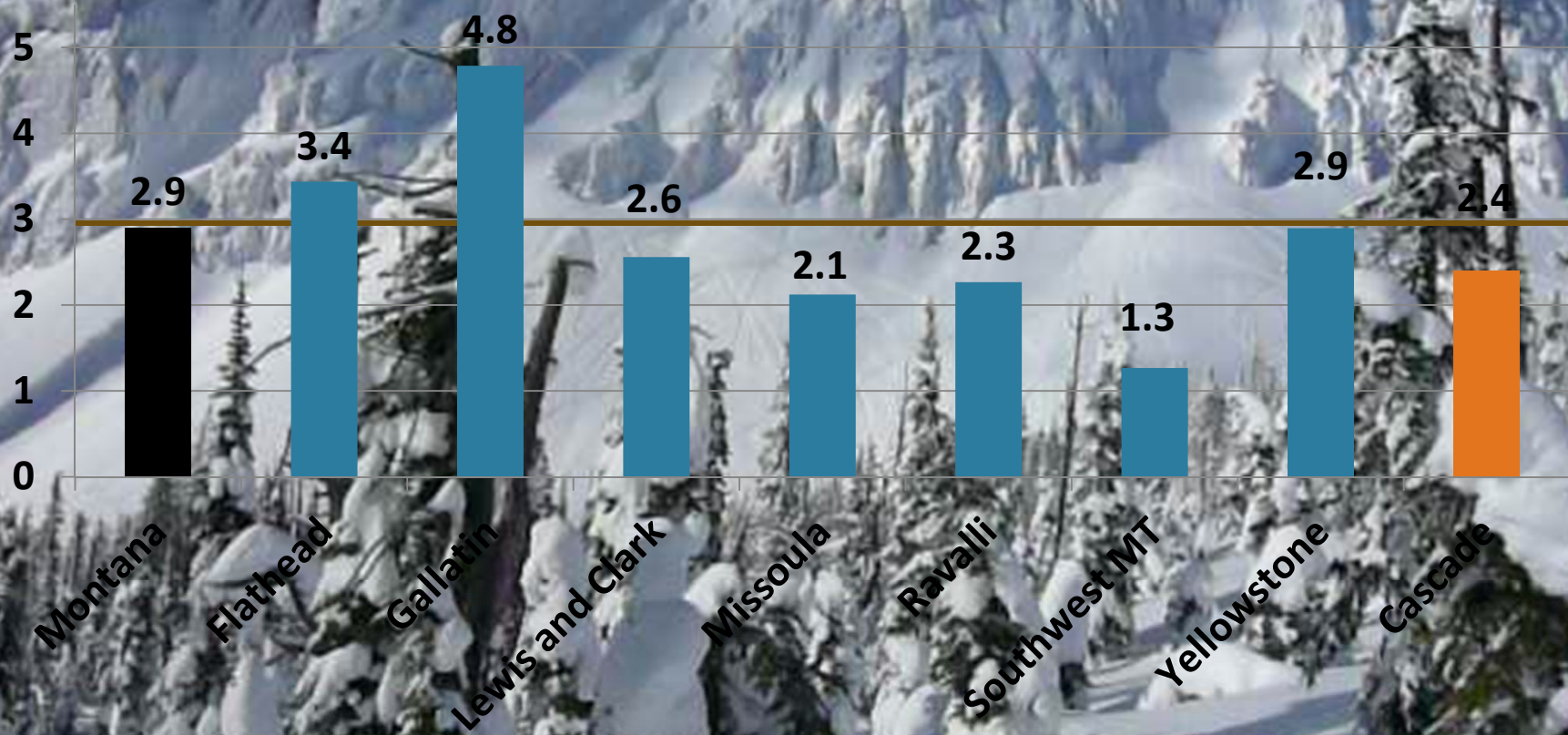


# Actual and Projected Change in Nonfarm Earnings, Cascade County, 2012-2019





# Projected Annual Percent Change in Nonfarm Labor Income (in Constant Dollars) 2016-2019







# Federal Government Trends



# Federal Government Employment Categories

## Examples

**NAICS 921**

**Executive, legislative and general government**

**Congressional Staff**

**NAICS 922**

**Justice, public order, and safety activities**

**FBI, Border Patrol**

**NAICS 923**

**Administration of human resource programs**

**BIA? (Big in Glacier,  
Big Horn, Roosevelt Counties)**

**NAICS 924**

**Administration of environmental programs**

**US Forest Service, BLM**

**NAICS 926 Administration of economic programs**

**Urban Areas**

**NAICS 928**

**National security and international affairs**

**Civilian Employees at Malmstrom**

**NAICS 62 Health care and social assistance**

**VA, IHS clinics**

**NAICS 712**

**Museums, historical sites, zoos, and parks**

**US Park Service**

**NAICS 491 Postal service**



## Federal Government Employment Categories

	2011	2014	Difference 2011-14	
			Number	Percent
<b>Total</b>	<b>13,846</b>	<b>12,968</b>	<b>-878</b>	<b>-6.3</b>
<b>NAICS 921</b>				
<b>Executive, legislative and general government</b>	<b>694</b>	<b>610</b>	<b>-84</b>	<b>-12.1</b>
<b>NAICS 922</b>				
<b>Justice, public order, and safety activities</b>	<b>986</b>	<b>863</b>	<b>-123</b>	<b>-12.5</b>
<b>NAICS 923</b>				
<b>Administration of human resource programs</b>	<b>859</b>	<b>834</b>	<b>-25</b>	<b>-2.9</b>
<b>NAICS 924</b>				
<b>Administration of environmental programs</b>	<b>4,506</b>	<b>4,033</b>	<b>-473</b>	<b>-10.5</b>
<b>NAICS 926 Administration of economic programs</b>	<b>851</b>	<b>760</b>	<b>-91</b>	<b>-10.7</b>
<b>NAICS 928</b>				
<b>National security and international affairs</b>	<b>1,383</b>	<b>1,291</b>	<b>-92</b>	<b>-6.7</b>
<b>NAICS 62 Health care and social assistance</b>	<b>1,497</b>	<b>1,734</b>	<b>237</b>	<b>15.8</b>
<b>NAICS 712</b>				
<b>Museums, historical sites, zoos, and parks</b>	<b>375</b>	<b>335</b>	<b>-40</b>	<b>-10.7</b>
<b>NAICS 491 Postal service</b>	<b>2,191</b>	<b>2,041</b>	<b>-150</b>	<b>-6.8</b>
<b>All Other</b>	<b>504</b>	<b>467</b>	<b>-37</b>	<b>-7.3</b>





**Questions?**