

HELENA BUSINESS CLIMATE 5-YEAR TREND REPORT From 2011 through Dec. 2015

Cathy Burwell

President/CEO

*Helena Area Chamber of Commerce
(updated January, 2016)*





HELENA – Your Montana Capital City!

- ❖ Historically Most Stable Economy Of The Larger Cities In Montana
- ❖ Higher Median Income Levels
- ❖ Many corporate offices located here
- ❖ 60% of workforce is connected to State government positions.





FACTS TO REMEMBER....

- 82% of L&C County's population lives in the Greater Helena Area
- Lewis and Clark County Unemployment rate is currently at 3%
- Helena's share of Lewis & Clark County's employment & income is close to 90%
- As of November 2015 Lewis and Clark county had a total of 34,515 employed in a Labor Force of 35,566; resulting in 1,051 unemployed. (lower since this number....960)





Helena and Surrounding Area Trends





Policom Ranking for Economic Strength.....

Of 536 cities across the nation under (50,000 People)

2011: Helena ranked 2nd!!!!

2012: Helena ranked 2nd!!!!

2013: Helena ranked 2nd!!!!

2014: Helena ranked 3rd!!!

2015: Helena ranked 14th (ND oil towns....!)

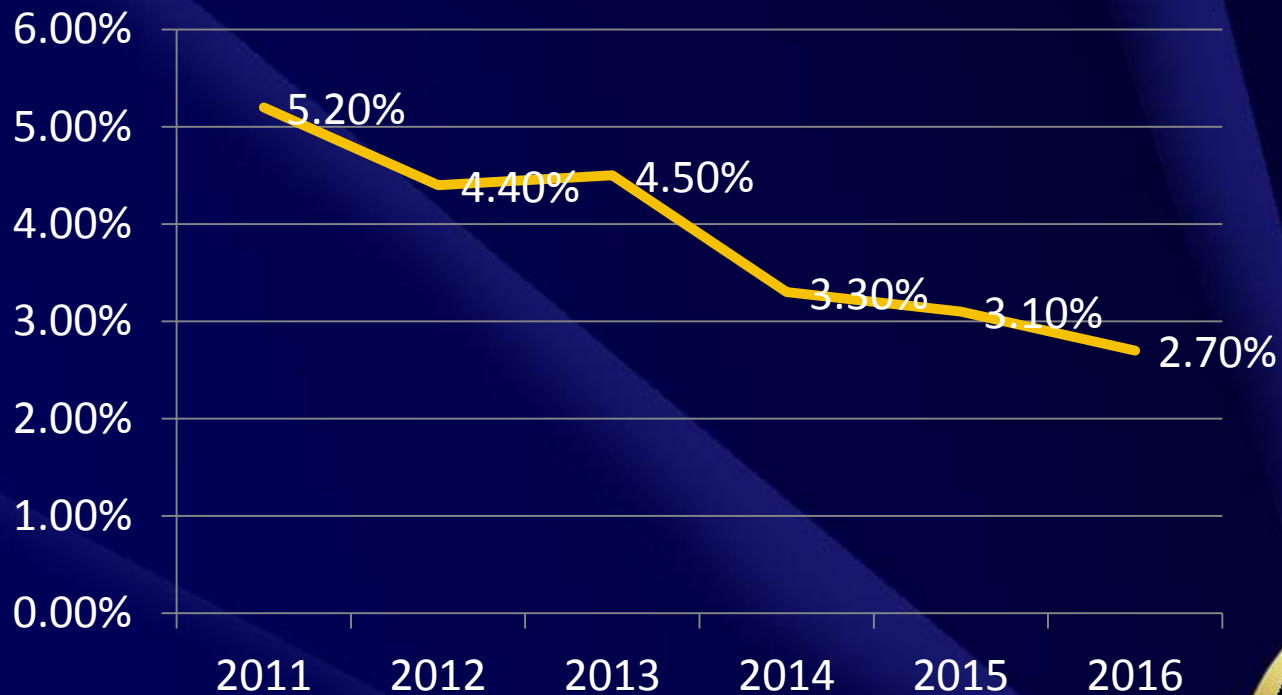
Helena has been in the top rankings since 2010!!!

“Economic strength is the long term tendency for an area to consistently grow in both size and quality.”

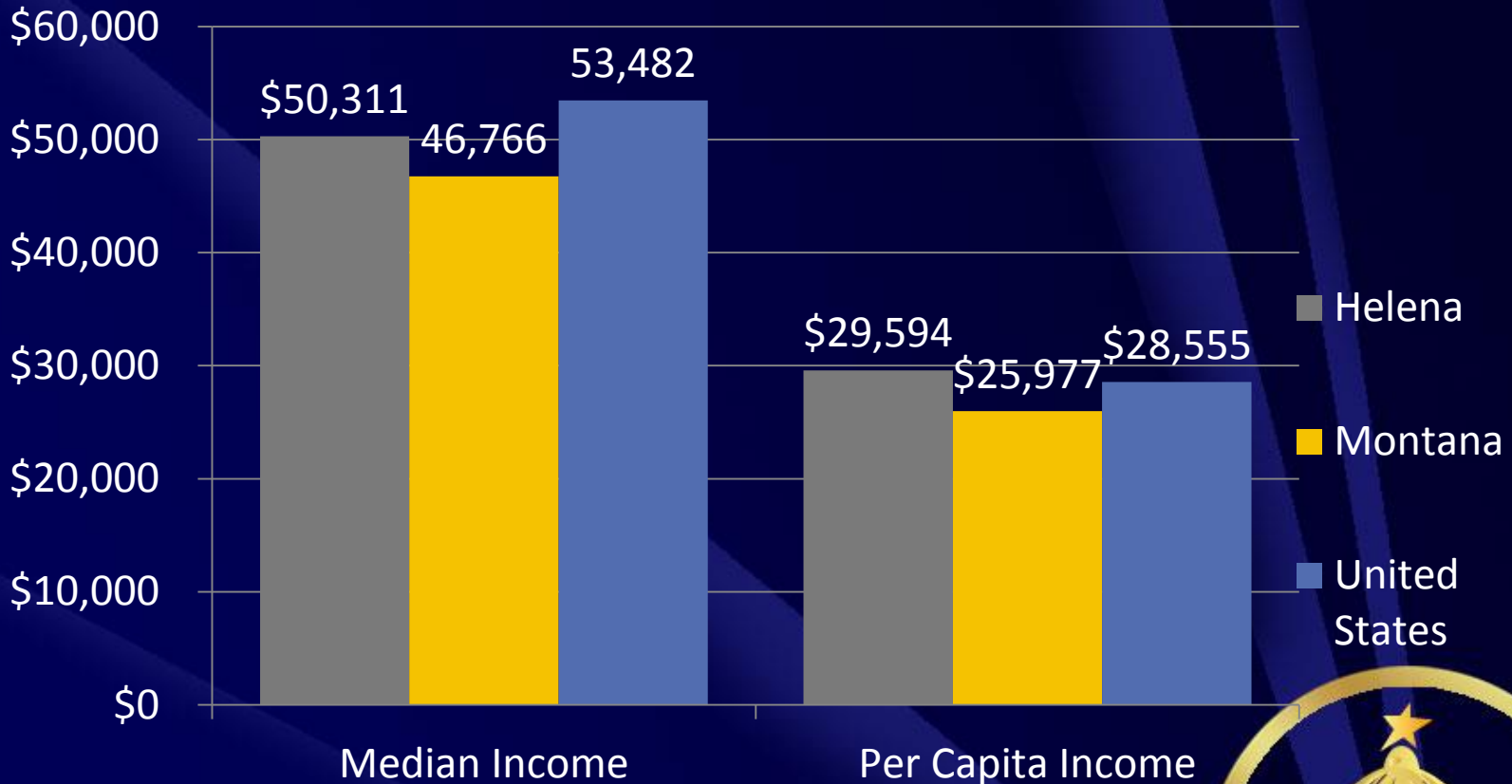


Employment in Helena Area...

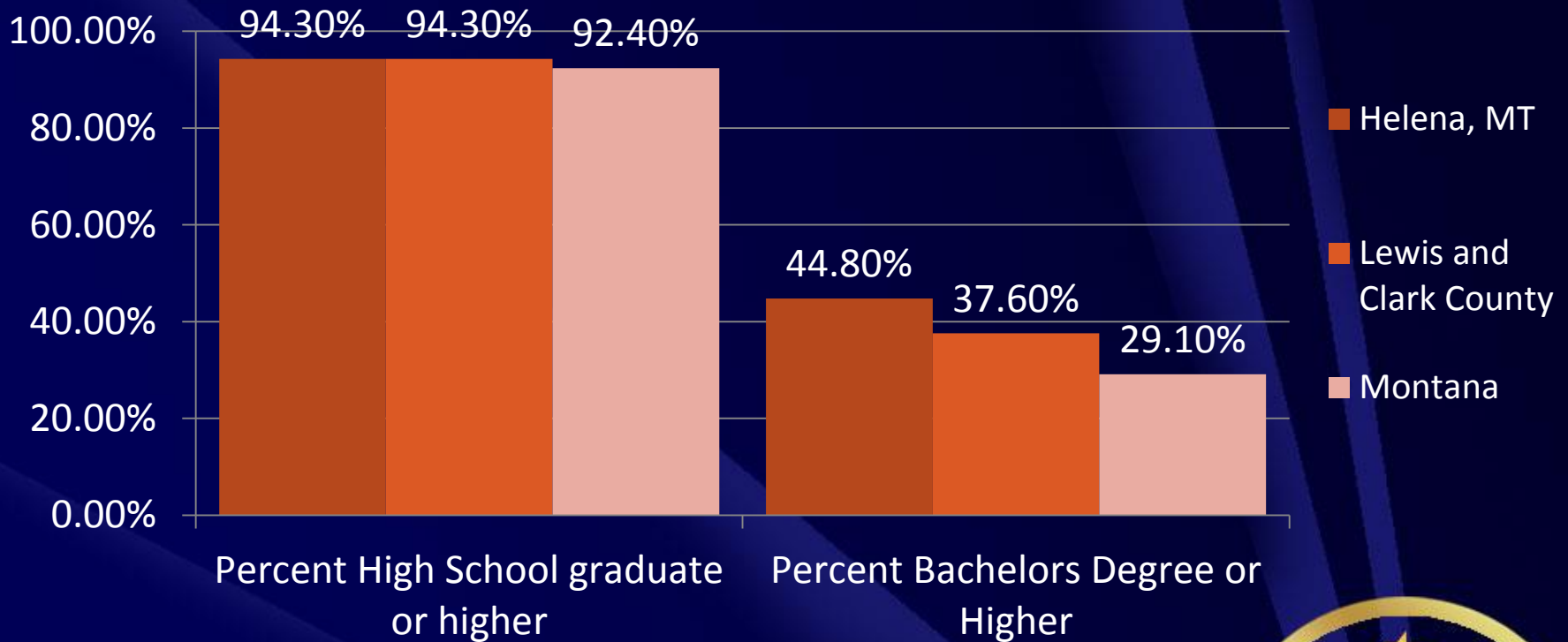
Helena Unemployment Rate



Income Comparisons

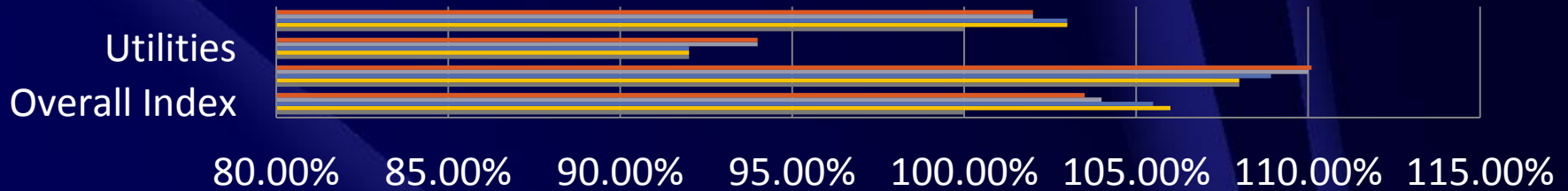


Education Rates (Lewis and Clark County)



COST OF LIVING INDEX

Cost of Living 2011-2015



	Overall Index	Food	Utilities	Other
■ 2015	103.50%	110.10%	94.00%	102.00%
■ 2014	104.00%	110.00%	94.00%	102.00%
■ 2013	105.50%	108.92%	92.00%	103.00%
■ 2012	106.00%	108.00%	92.00%	103.00%
■ 2011	100.00%	108.00%	92.00%	100.00%

*Based on *US* cost of living average of 100. Above 100 is more expensive and below 100 is less expensive than *US* average.

*info from www.BestPlaces.net





BUSINESS FACTS...

- 78% of all businesses in the Helena Area have 10 or less employees
- There are approx. 3500 businesses in the entire Helena Valley
- 3000+ Jefferson Co. & 600+ Broadwater Co. workers travel to Helena to work each day.



Quick Facts



52.7% of
Households are Family
Household



41 is the overall
Median Age



56% of people over
65 are Female






#1 Best Place to Live in Montana

Creditdonkey.com

Named **Helena #1**
of the 10 Best Cities to
Live in Montana



1. Helena

- Odds of Being a Victim of a Violent Crime: 1 in 226.7
- Commute Time: 13.5 Minutes
- Restaurants: 1 per 237 inhabitants



Where the Millionaires live...



*Based on 961
Metro City Areas in
the U.S.





Helena: Top 100 Best Places to Live 2016

- Livability.com: Ranked over 2,000 small to mid-sized *US Cities*.
- Missoula #32
- Bozeman #34
- Billings, MT #39
- Helena #61



Residential Permits

- **RESIDENTIAL – City of Helena**
 - 2011 – 211 permits = \$26.5 million
 - 2012- 195 permits = \$27.4 million
 - 2013 – 215 permits = \$26.5 million
 - 2014 – 205 permits = \$41.8 million
 - 2015 – 301 permits = \$33.3 million
- PLUS 235 permits for septic in the valley
outside city limits....(comp. to 248 in '14
And 232 in '13)**





CITY: HOME PERMIT INFO:

- Of 301 Residential permits = 62 total new residences Single Family Dwellings (within city limits) (48 in 2014)

Home Cost Analysis:

- 15 – under \$200,000.
- 23 - \$200,000 - \$300,000.
- 17 - \$300,001 - \$500,000.
- 7 - \$500,001 – \$1 million

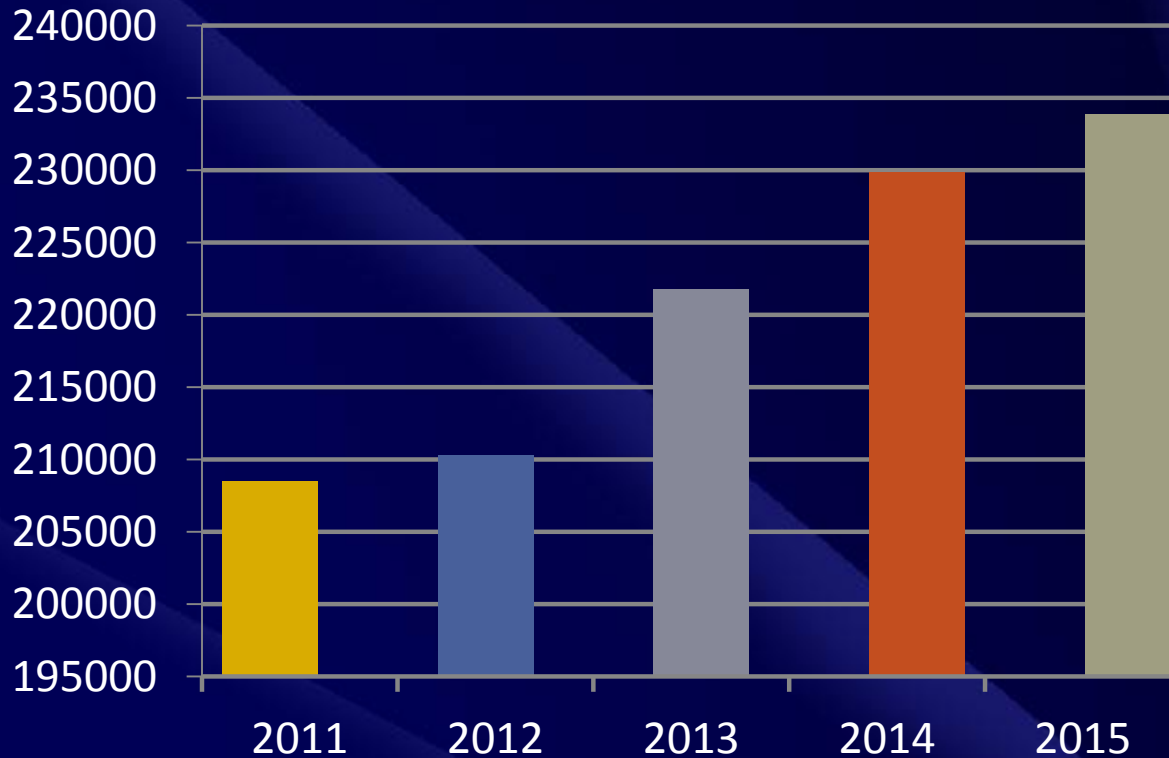


MORE Residential

- Of 301 Residential permits = 85 total new multi-family Dwellings (within city limits) (31 in 2014) (duplexes, tri-plexes, four-plex, etc.)



Average Home Sale Prices



2011:\$208,486
2012:\$201,351
2013:\$221,894
2014:\$229,894
2015:\$233,868

***936 Units Sold in 2015 - Ave D.O.M. - 122**





Housing Starts

Lewis and Clark County:

Housing Starts: (excludes Helena)

2012 - 212

2013 - 257 - Up 28.9%

2014 - 203 - Down 21%

2015 - 182 - Down 10%

FROM : Mt. Building Industry Association





Commercial Building permits in the City

- 2011 – 215 permits - \$42.0 million
- 2012 - 209 permits - \$50.4 million
- 2013 – 215 permits – 48.1 million
- 2014 – 229 permits – 49.3 million
- 2015 - 261 permits – 68.9 mill





Projects finished in 2015

- Boeing Helena Expansion – 10.7 million (part of a 35 million project)
- Payne West Insurance– 2.8 million
- Sherwin Williams – $\frac{3}{4}$ million
- Montana Eyecare – 2.37 million
- Ron's Place (WestMont) 865,000
- YWCA – Renov. 1.64 million



More completed in 2015

- Hobby Lobby – 4 million
- Mattress Firm – $\frac{3}{4}$ million
- Christopher & Banks – $\frac{1}{2}$ million
- Gold Leaf Physical Therapy just under 1 mill.
- Pure View (Co. Clinic) 1-2 million





Projects STARTED in 2015

Remington Apts. - 216 Units - McHugh
Dr. - 20.3 million

Carroll College Hunthausen Activity
Center - large project (permits so far
are at 7+ million incl. pool demo)





Large Projects Started in 2015:

Blue Cross Blue Shield – 100,000 sq. ft. building – Permits so far – mostly the foundation, 3 million.

DNRC (former Dept. of Corrections building) on 11th w/parking garage
Approx. 10.25 million





MORE 2014 Starts:

PREFERRED AUTO AND RV – new
office/shop – ½ million

4 New Assisted Living Facilities

(McHugh, Green Meadow, Saddle, South Interchange) (Renaissance – just under 1 million - done), Imperial - Ptarmigan – 22 million (28 bed)





Coming Large Projects

Robert Peccia & Assoc. (So. Interchange)

– planning a new office building

Placer Motors – new shop 2 million

Guardian Apts (Logan St.) 2.24 million

Starbucks – Last Chance – just under 1 million

Town Pump/Lucky Lil's – 1.6 mill

Pioneer Aerospace Expansion

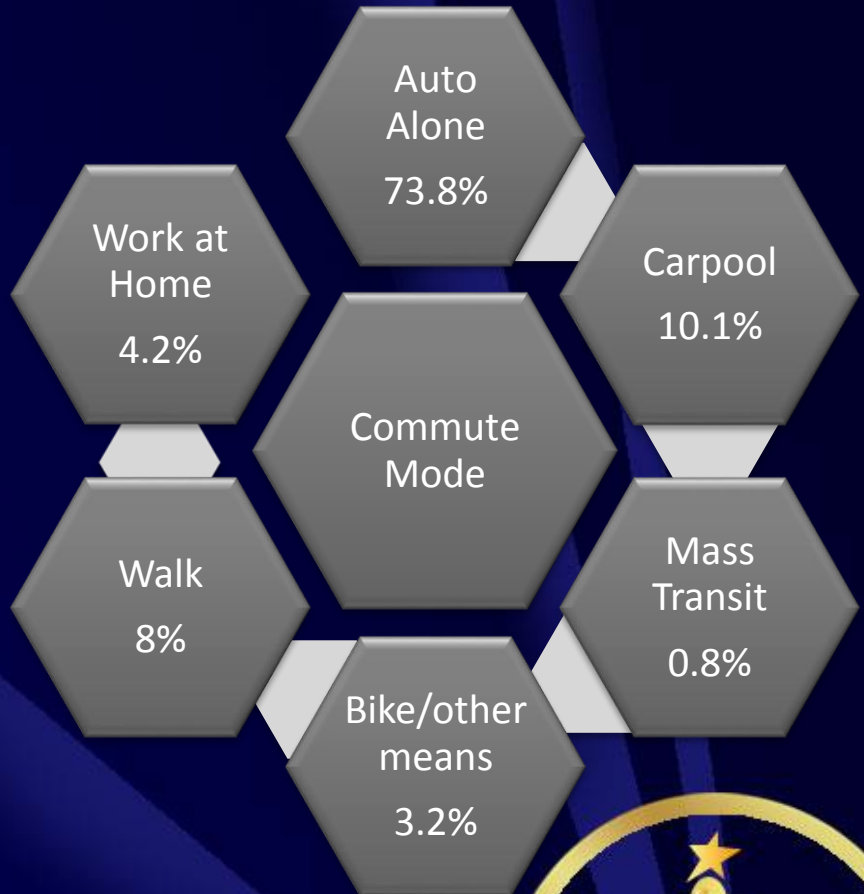
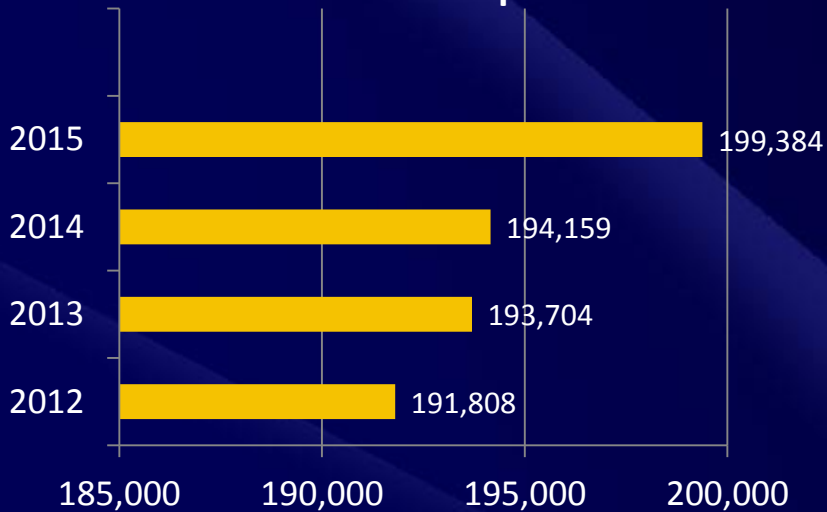


Transportation



Average Commute Time
13.5 Minutes

**Total Flight Passengers
Out of HLN Airport**



Helena Regional Airport Update

- Passenger Traffic
- Up 3% from 2014
- Flights are Full
- Exploring Efforts to Explore Increased Services



- **Other Projects**
- Long-Term Parking Improvements
- Airport Master Plan Update
- National Guard Airport Facility
- Pioneer Aero-structures Continues to Expand
- Rocky Mountain Emergency Services Training Center –Most Successful Year



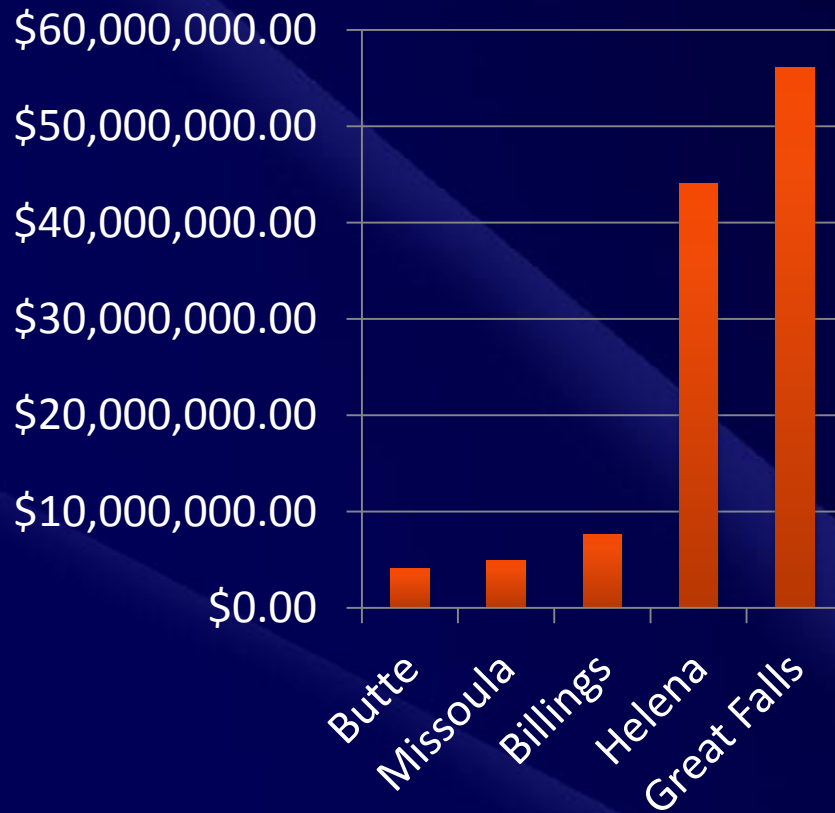


Helena Regional Airport Update

- **Future Projects**
- 7 Year Capital Improvement Program (2016-2022) 23 Million Dollar Project
- Terminal Expansion -
- Main Runway Re-Construction
- Replacement of Pavement on Airfield Infrastructure



MT Dept. of Military Affairs Economic Impact



National Guard: Local Impact

- Butte: \$4,116,717
- Missoula: \$4,913,378
- Billings: \$7,658,678
- Helena: \$44,006,067
- Great Falls: \$56,080,023





MT DMA

Active Troops - Helena

Department of Military Affairs Personnel Totals

- Helena (1056)

Army Reserve National Guard	Army National Guard	Veterans Administration	Department of Emergency Services
1,006	23	8	19





Veterans Affairs

- Provides statewide support to approx. 101,000 Veterans and 160,000 family members who access earned Veterans Federal & State entitlements and benefits
- \$107 of Federal VA money goes to MT Vets for every \$1 of State General Fund & Special Revenue Investments
- Helena's Service Office brings in \$12,632,121 of Veteran Income.





MT National Guard Construction and Sustainability

- Positive Impact on Business and Communities
- FY 2015:
- \$38M Helena Airport Aviation Readiness Center.
- \$5M 120 AW terminal, engine shop, hanger, CP





TOURISM – Helena Hotels – 2015

TOURISM – Helena Hotels – 2015

- **Occupancy was up 4.8%**
- **Average Daily Rate was up \$1.18**
- **Revenue per available room – up \$3.09
(Rev PAR)**
- **Revenue up \$1.75 million compared to
being up \$1.46 million in 2014**

Smith Travel Research Report





MORE TOURISM - 2015

2015

BEST YEAR IN PAST 5 YEARS

- Back to 79% occupancy compared to 2010. PLUS we've had a 20% increase in number of rooms in those 5 years.
- ALSO ADR all-time high - \$92.00.
- Total Revenue exceeded **\$30 million** for the first time.





CHAMBER REQUESTS

Relocation Packets

- ❖ 2000+ last year

Tourist Packets

- ❖ Distribute over 20,000 per year
 - ❖ + additional 10,000 guides and 20,000 maps!





CREDITS.....

- **City of Helena**
- **Helena Airport Authority**
- **City-Data.com**
- **www.policom.com**
- **Ourfactsyourfuture.org**
- **Montana Building Industry Assoc.**
- **MT National Guard - Department of Military Affairs**
- **Helena Area Chamber of Commerce
& Convention & Visitor Bureau**
- * **L & C County**
- * **Helena Association of Realtors**
- * **US Census 2000**
- * **Smith Travel and Research**
- * **Bestplaces.net**

THANKS TO MARGARET HENNEN - Helena Chamber for her help with this presentation!





The Helena Area Chamber of Commerce

YOUR BUSINESS ADVOCATE

